

# Delaware Employment Report

## Joint Economic Committee

Senator Mike Lee, Chairman

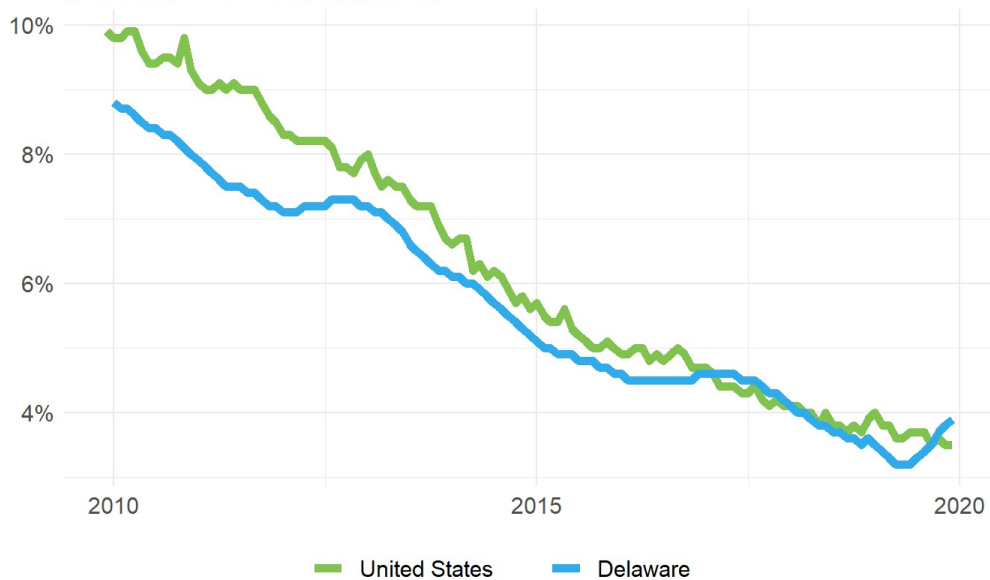
January 24, 2020

### Summary

- **Delaware added 700 net jobs and the unemployment rate rose by 0.1 percentage point to 3.9 percent in December**, according to Bureau of Labor Statistics (BLS) data released at 10:00am on January 24, 2020.
- **Over the past twelve months, Delaware added 6,200 payroll jobs** and the unemployment rate rose by 0.3 percentage point from 3.6 percent.
- **In December, Delaware's private sector added 900 net private payroll jobs** and over the past twelve months it added 5,300 private payroll jobs in the establishment survey.
- In the household survey, the number of **unemployed rose by 436 on net in December**, and over the past year employment rose by 6,617.
- Delaware's **labor force participation rate rose to 62.6 percent** in December from 62.5. Since last year, the labor force participation rate rose by 0.3 percentage point.
- The national unemployment rate **remained unchanged in December**. State employment and unemployment data for January is scheduled for release March 16, 2020. The national employment situation report for January will be released February 07, 2020.

### Delaware and U.S. Unemployment Rates

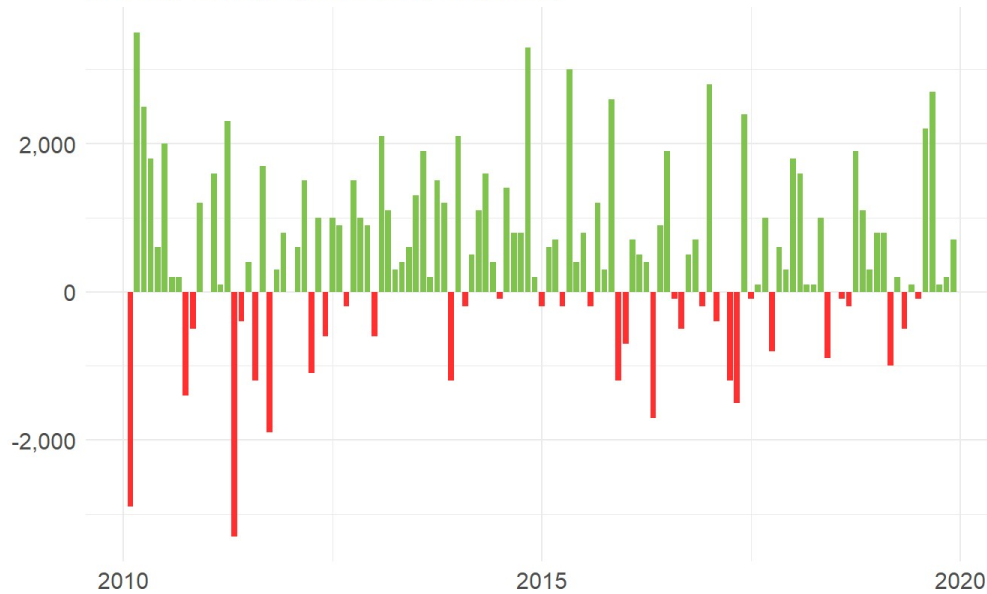
(Percent, Seasonally Adjusted)



Source: Bureau of Labor Statistics

### Delaware Payroll Employment

## Delaware Nonfarm Payroll Jobs Monthly Change (Seasonally Adjusted)



Source: Bureau of Labor Statistics

Delaware added 700 net payroll jobs, or 0.1 percent, on a seasonally adjusted basis during December. In the prior month, Delaware added 200 jobs. Over the past twelve months, Delaware added 6,200 payroll jobs, or 1.3 percent. Delaware nonfarm payroll employment had increased in 9 of the past 12 months.

Nationally, nonfarm payrolls rose by 145,000 in December, or rose by 0.1 percent. Over the 12-month period ending with December, nonfarm payrolls rose by 2,108,000 jobs, or 1.4 percent. Delaware is tied for 21st among the 50 states and the District of Columbia for percentage gain in nonfarm payroll employment over the past 12 months.

During December, Delaware's private-sector added 900 jobs, or approximately 0.2 percent. The private-sector in Delaware added 200 jobs in the prior month. Over the past twelve months, private-sector payrolls in Delaware added 5,300, or 1.3 percent. Delaware private-sector payroll employment has increased in 7 of the past 12 months.

Nationally, private-sector payroll jobs rose by 139,000 jobs in December, or 0.1 percent. Over the past 12 months, the national payroll rose by 1,947,000 jobs in the private sector, or rose by 1.5 percent. Delaware is tied for 23rd among the 50 states and the District of Columbia for a percentage gain in private-sector payroll employment over the past 12 months.

## Change in Delaware Payroll Employment by Sector over Past 12 Months



Source: Bureau of Labor Statistics, seasonally adjusted

The best performing sectors on a seasonally adjusted basis during December were Education and Health Services (700) and Professional and Business Services (400). The poorest performing sectors during the month were Manufacturing (-100) and Government (-200).

The best performing sectors during the last twelve months were Education and Health Services (2,100) and Leisure and Hospitality (1,900). The poorest performing sectors during the last twelve months were Other Services (-300) and Professional and Business Services (-1,600).

## Delaware Labor Force Statistics

### *Labor Force Participation*

The labor force participation rate in Delaware rose to 62.6 percent in December from 62.5 percent in the prior month. At a labor force participation rate of 62.6 percent, Delaware ranks 31st in the nation. The labor force participation rate in Delaware rose by 0.3 percentage point from a year earlier. The labor force participation rate is the percentage of the civilian noninstitutionalized population age 16 and older who are employed or actively looking for work.

The 10-year high for the labor force participation rate in Delaware was 62.9 percent last occurring in March 2016. The series high for the labor force participation rate in Delaware occurred in January 1990 when the labor force participation rate hit 71 percent. The 10-year low for the labor force participation rate was 60.7 percent, last occurring in September 2013. This also represents the series low for the labor force participation rate in Delaware.

The national labor force participation rate remained steady at 63.2 percent in December. That rate rose by 0.2 percentage point from a year earlier. The all-time high for the national labor force participation rate was 67.3 percent in April 2000. The 10-year high for the national labor force participation rate was 65.2 percent in April 2010. The recent 10-year low occurred in September

2015 at a level of 62.4 percent. The series low for the national labor force participation rate was 58.1 percent in December 1954.

### Employment-to-Population Ratio

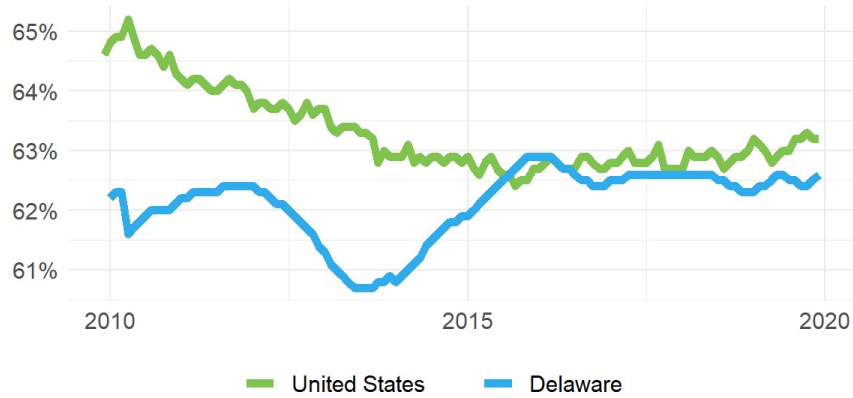
The employment-to-population ratio, or the percentage of the Delaware civilian noninstitutionalized population 16 years and older counted as employed, in December remained unchanged. At 60.1 percent, Delaware is tied for 32nd among state employment-to-population ratios in the nation. The employment-to-population ratio in Delaware rose by 0.1 percentage point from a year earlier.

The 10-year high for the employment-to-population ratio in Delaware was 60.6 percent last occurring in June 2019. The series high for the employment-to-population ratio in Delaware last occurred in January 1990 when the employment-to-population ratio hit 68.4 percent. The 10-year low for the employment-to-population ratio was 56.3 percent in April 2010. This also represents the series low for the employment-to-population ratio in Delaware.

The national employment-to-population ratio remained steady at 61 percent in December. That rate rose by 0.4 percentage point from a year earlier. The all-time high for the national employment-to-

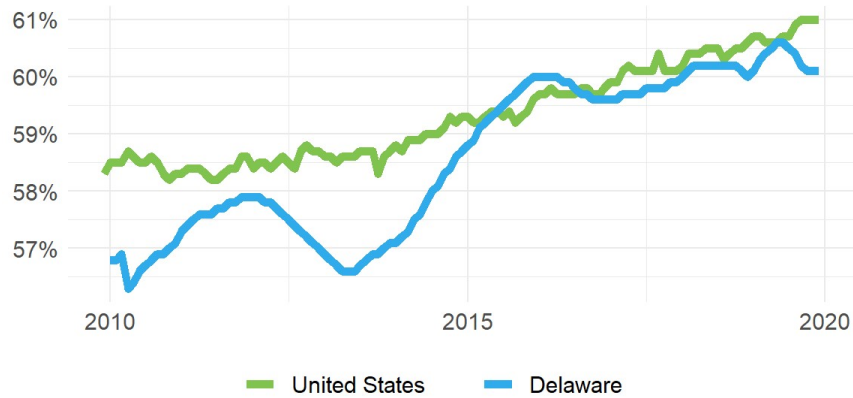
population ratio was 64.7 percent in April 2000. The 10-year high for the national employment-to-population ratio was 61 percent in December 2019. The recent 10-year low occurred in July 2011 at a level of 58.2 percent. The series low for the employment-to-population ratio was 54.9 percent in October 1949.

## Delaware and U.S. Labor Force Participation Rates (Percent, Seasonally Adjusted)



Source: Bureau of Labor Statistics

## Delaware and U.S. Employment-to-Population Ratios (Percent, Seasonally Adjusted)



Source: Bureau of Labor Statistics